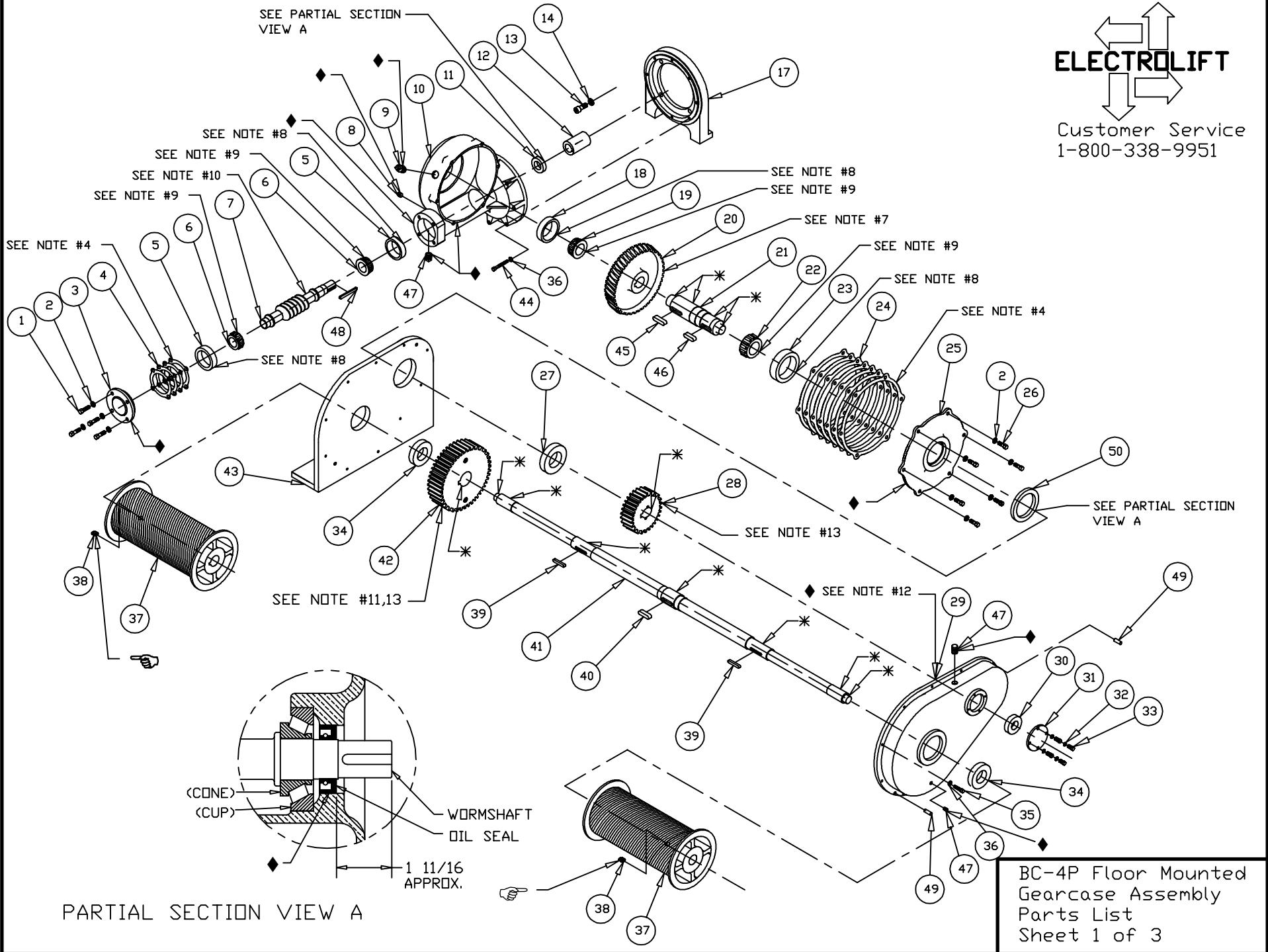


ELECTROLIFT
 Customer Service
 1-800-338-9951




PARTIAL SECTION VIEW A

BC-4P Floor Mounted
 Gearcase Assembly
 Parts List
 Sheet 1 of 3

30	DM7019	1	BEARING, BALL, 6206ZZ, 1.18 ID, 2.44 OD, .62 W ☒SEE NOTE D
29	M794	1	COVER, SPUR GEAR, BC-4P -- SEE NOTE #14
28	----	1	PINION, JOB SPECIFIC -- SEE NOTE #13
27	DM7018	1	BEARING, BALL, 6211ZZ, 2.16 ID, 3.93 OD, .82 W ☒SEE NOTE D
26	FS129	6	SCREW,HHCS,3/8-16x1 ☒SEE NOTE A
25	M1310A	1	COVER, SIDE, GEAR CASE, BC
24	K10755	1	KIT, SHIM, B-HOIST, SIDE COVER
23	DM7010	1	BEARING, TRB, CUP, 4.25 OD ☒SEE NOTE B
22	DM7009	1	BEARING, TRB, CONE, 2.25 ID ☒SEE NOTE B
21	K1774	1	SHAFT, PINION, BC-4P
20	----	1	WORM WHEEL, JOB SPECIFIC -- SEE NOTE #5
19	DM7003	1	BEARING, TRB, CONE, 1.50 ID ☒SEE NOTE B
18	DM7004	1	BEARING, TRB, CUP 3.00 OD ☒SEE NOTE B
17	M2959E	1	ADAPTER, MOTOR, T477, C FACE,FLR & BASE MTD
16	N/A	-	-
15a	N/A	-	-
15	N/A	-	-
14	FS320	4	WASHER,INT.TOOTH,1/2,PLATED ☒SEE NOTE A
13	FS207	4	SCREW,SHCS,1/2-13x1-1/4 ☒SEE NOTE A
12	K122P2	1	SLEEVE, MOTOR SHAFT, B HOIST
11	DM7030	1	SEAL, SHAFT, 1.18 ID, 2.06 OD ☒SEE NOTE C
10	T477BC	1	GEAR CASE, BC HOIST
9	FS337	1	PIPEPLUG,1/2 SQHD CORED, W/STRAIGHT VENT ☒SEE NOTE A
8	FS336	1	PIPEPLUG,1/8 SQHD,SOLID ☒SEE NOTE A
7	----	1	WORM SHAFT, JOB SPECIFIC -- SEE NOTE #5
6	DM7005	2	BEARING, TRB, CONE, 1.25 ID ☒SEE NOTE B
5	DM7006	2	BEARING, TRB, CUP, 3.125 OD ☒SEE NOTE B
4	K10756	1	KIT, SHIM, B-HOIST, END COVER
3	K123	1	COVER, END, GEAR CASE, B
2	FS315	10	WASHER,L,3/8 ☒SEE NOTE A
1	FS130	4	SCREW,HHCS,3/8-16x1-1/4 ☒SEE NOTE A
ITEM #	PART #	QTY	DESCRIPTION

*SEE NOTES #14 &
KIT NOTES A-F ON SHEET 3



50	DM7031	1	SEAL,SHAFT,2.25 ID,3.35 OD ☒SEE NOTE C
49	FS413	2	PIN, ROLL, 3/8x1-1/4 -- SEE NOTE #14
48	K10849P3	1	KEY, 5/16x5/16,2-15/16
47A	FS333	2	PIPEPLUG,1/2 SQHD CORED ☒SEE NOTE E
47	FS333	1	PIPEPLUG,1/2 SQHD CORED ☒SEE NOTE A
46	K10910P1	1	KEY,1/2x1/2,1-3/4
45	K10910P4	1	KEY,1/2x1/2, 1-15/16
44A	FS312	7	WASHER,L,5/16 ☒SEE NOTE A
44	FS127	7	SCREW,HHCS,5/16-18x2-1/4 ☒SEE NOTE A
43	K1608P4	1	PLATE, SIDE, BC4P-TH -- SEE NOTE #14
42	----	1	GEAR, JOB SPECIFIC -- SEE NOTE #13
41	----	1	DRUM SHAFT, JOB SPECIFIC
40	K10910P4	1	KEY, 1/2x1/2x1-15/16
39	K10849P5	2	KEY, 5/16x5/16, 2, A:B DRUM SHAFT
38	FS445	2	SOCKET HEAD SET SCREW, 3/8-16x1/2, KNURLED
37	----	2	DRUM, JOB SPECIFIC
36	FS312	10	WASHER,L,5/16,PLAIN -- SEE NOTE #14
35	FS124	10	SCREW,HHCS,5/16-18x1-1/4 -- SEE NOTE #14
34	DM7017	2	BEARING, BALL, 6209ZZ, 1.77 ID, 3.34 OD, .74 W ☒SEE NOTE D
33	FS110	4	SCREW,HHCS,1/4-20x5/8, GR2 ☒SEE NOTE E
32	FS310	4	WASHER,L,1/4, PLAIN ☒SEE NOTE E
31	K900AP25	1	COVER, BALL BRG
ITEM #	PART #	QTY	DESCRIPTION

BC-4P Floor Mounted
Gearcase Assembly
Parts List
Sheet 2 of 3

BILL OF MATERIALS

NOTES:

- 1) * - APPLY ANTISEIZE COMPOUND
- 2) ◆ - SEE LAST SHEET FOR LOCTITE SEALANT AND GASKET APPLICATION INSTRUCTIONS.
- 3) ☞ - APPLY BLUE TYPE THREADLOCK COMPOUND, TORQUE TO 24 FT-LBS
- 4) USE THE SAME AMOUNT AND COLOR OF SHIMS AS ORIGINAL SET.
- 5) IDENTIFICATION CHART

NO OF TEETH	WORM WHEEL P/N	WORM SHAFT P/N
36	M336A	M320
41	M12207A	M2851
67	M2864A	M2853


- 6) OIL CAPACITY 20 OZ. EXXON CYLESSTIC TK680 OR EQUIV. E/L P/N DM7146 OR MOBIL SHC 634 OR EQUIV. (SYNTHETIC) E/L P/N DM7381
- 7) PRESS ITEM 20 ONTO ITEM 21 CENTRALLY LOCATED ON ITEM 45
- 8) PRESS ITEM INTO MATING HOUSING OR COVER
- 9) TO BE PRESSED ON MATING SHAFT
- 10) TAP WITH MALLET AFTER PRESSING ITEM 5
- 11) PRESS ITEM 42 ONTO ITEM 41 CENTRALLY LOCATED ON ITEM 40
- 12) COAT ALL TEETH WITH EXXON RONEX MP GREASE P/N DM7154
ITEM 29 IS TO BE AT APPROX. 50% CAPACITY FULL OF GREASE WHEN SEALED.

13) IDENTIFICATION CHART

PINION- THE SMALLER OF THE TWO GEARS
 GEAR- THE LARGER GEAR
 PINIONS AND GEARS ARE MATCHED SETS AS KITS

KIT	# TEETH	PINION P/N	# TEETH	GEAR P/N
K11199P1	15	K852BP60	49	K852AP30
K11199P2	16	K852AP35	48	K852P11
K11199P3	17	K852BP57	47	K852AP23
K11199P4	18	K852AP34	46	K852AP31
K11199P5	19	K852BP53	45	K852AP27
K11199P6	20	K852BP45	44	K852AP33
K11199P7	21	K852AP36	43	K852AP15
K11199P8	22	K852BP54	42	K852AP13
K11199P9	23	K852BP51	41	K852BP52
K11199P10	24	K852BP46	40	K852AP17
K11199P11	25	K852BP61	39	K852AP25
K11199P12	26	K852BP41	38	K852BP42
K11199P13	27	K852BP49	37	K852BP44

- 14) M794 & K1608P4 ARE NOT AVAILABLE INDIVIDUALLY.
THEY ARE AVAILABLE ONLY AS MATCHED SET M12272-P4,
ALONG WITH NOTED HARDWARE.



☒ KIT NOTES:

A) THIS PART CAN ONLY BE ORDERED AS PART OF GEARCASE HARDWARE KIT #K11236.

B) THIS PART CAN ONLY BE ORDERED AS PART OF GEARCASE BEARING KIT #K11158.

C) THIS PART CAN ONLY BE ORDERED AS PART OF SEAL KIT #K11159.

D) THIS PART CAN ONLY BE ORDERED AS PART OF SPUR GEARBOX BEARING KIT #K11160.

E) THIS PART CAN ONLY BE ORDERED AS PART OF SPUR GEARBOX HARDWARE KIT #K11246.

F) FOR BOTH SEALS & SHIMS, ORDER SEAL & SHIM KIT #K11282.

BC-4P Floor Mounted
 Gearcase Assembly
 Parts List
 Sheet 3 of 3

Type 'A', 'B', and 'BC' Hoist Gearbox


Notes:

1. Required components: 518 Gasket Eliminator, 565 Pipe Sealant, 598 RTV, and 7649 Primer
1. All metal surfaces to be cleaned with brake cleaner, acetone, or Loctite Cleaner/Degreaser. After cleaning, all surfaces will be wiped down and dried.
2. All Loctite sealants, retaining compounds, and gasket eliminators require 3 hours to set and 24 hours to fully cure. None of these materials should come into contact with oil or grease before this time.
4. Apply 518 Gasket Eliminator in a continuous bead, circling each bolt hole as shown. Do not spread.




Issue 1, 5/28/15

Gearcase / Side Cover - 518 Gasket Eliminator



Apply 518 to both gearcase and side cover

Gearcase / End Cover - 518 Gasket Eliminator



Shims (Side Cover or End Cover) - 7649 Primer




Note:

Spray both sides of the shim 'stack' with Loctite 7649 Primer. There is no need to spray each shim individually.

Spur Gear Cover / Side Plate (if equipped) - 518 Gasket Eliminator



Oil Seal - 598 RTV



Apply Loctite 598 RTV to the outside diameter of the oil seal

Pipe Plug - 565 Sealant



Apply Loctite 565 Pipe Sealant to threads only.

