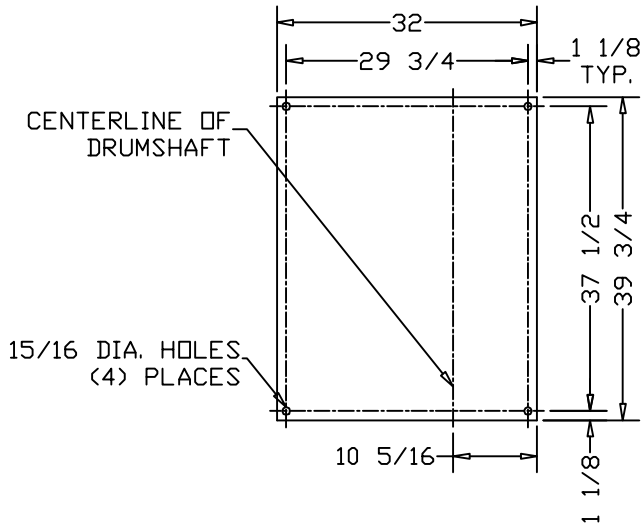
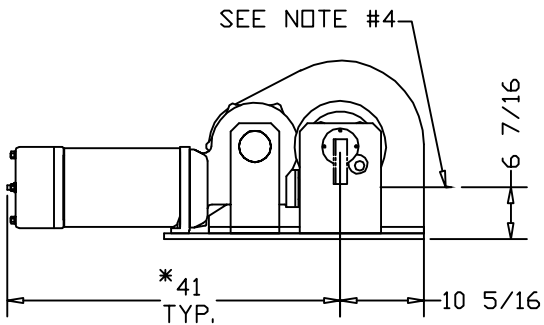


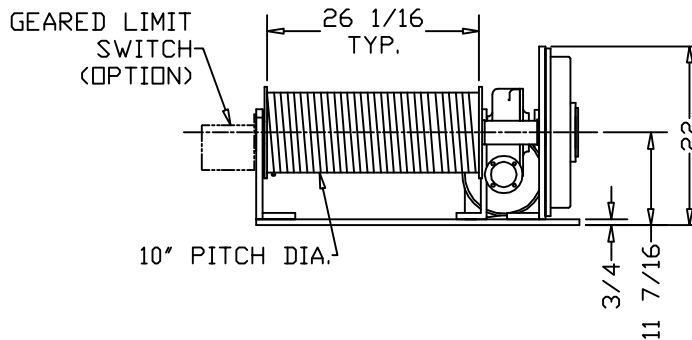
SEE NOTE #4



HOIST MOUNTING DETAIL
HOLE LOCATIONS



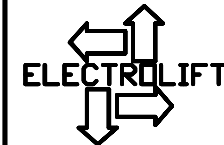
*ALLOW 6" CLEARANCE
TO SERVICE BRAKE



CUSTOMER:	ELECTROLIFT AUTHORIZED DISTRIBUTOR:
REFERENCE NO.:	

	CATALOG #		
	646-BM	-	-
SPEED (FPM):	25	-	-
LIFT (FT):	100	-	-
HP:	6-1/2	-	-
CAPACITY (LBS):	5000 LBS		
REEVING:	1 PART SINGLE		
PRIMARY VOLTAGE:	460 or 230 (3 PH. STD)		
CONTROL VOLTAGE:	115 (STD)		
HOIST WEIGHT (LBS):	1300		

- HOIST NOTES:
1. STANDARD CONTROL BOX WILL BE SHIPPED LOOSE WITH HOIST, TO BE MOUNTED BY CUSTOMER.
 2. CONTROL BOX SIZE TO BE DETERMINED UPON CONTROLS SELECTION AT TIME OF ORDER.
 3. ALL ELECTRICAL CONNECTIONS BETWEEN HOIST AND CONTROL BOX TO BE COMPLETED BY CUSTOMER, UNLESS OTHERWISE SPECIFIED.
 4. WIRE ROPE CAN PAY OFF OPPOSITE SIDE OF DRUM, IF SPECIFIED.
 5. HOISTS WITH SPEEDS GREATER THAN 50 FPM WILL NOT BE USED FOR LIFTING APPLICATIONS, ONLY FOR PULLING APPLICATIONS.
 6. IF HOIST IS NOT TO BE FLOOR MOUNTED AS SHOWN, NOTIFY DISTRIBUTOR WHEN PLACING ORDER.



ELECTROLIFT, INC.
204 SARGAENT AVE.
CLIFTON, NJ 07013
PH: 973-471-0204
FAX: 973-471-2814
www.electrolift.com

REV.	ECO#	DATE	BY:
HOIST TYPE: "BC-3P" SINGLE HOOK			
CONFIGURATION: BASE MOUNTED			
DATE:	SCALE:	DWG SIZE:	DRAWN BY:
9/27/04	1:16	B	AR
CATALOG NO: 646-BM		DRAWING NO: BC-200	