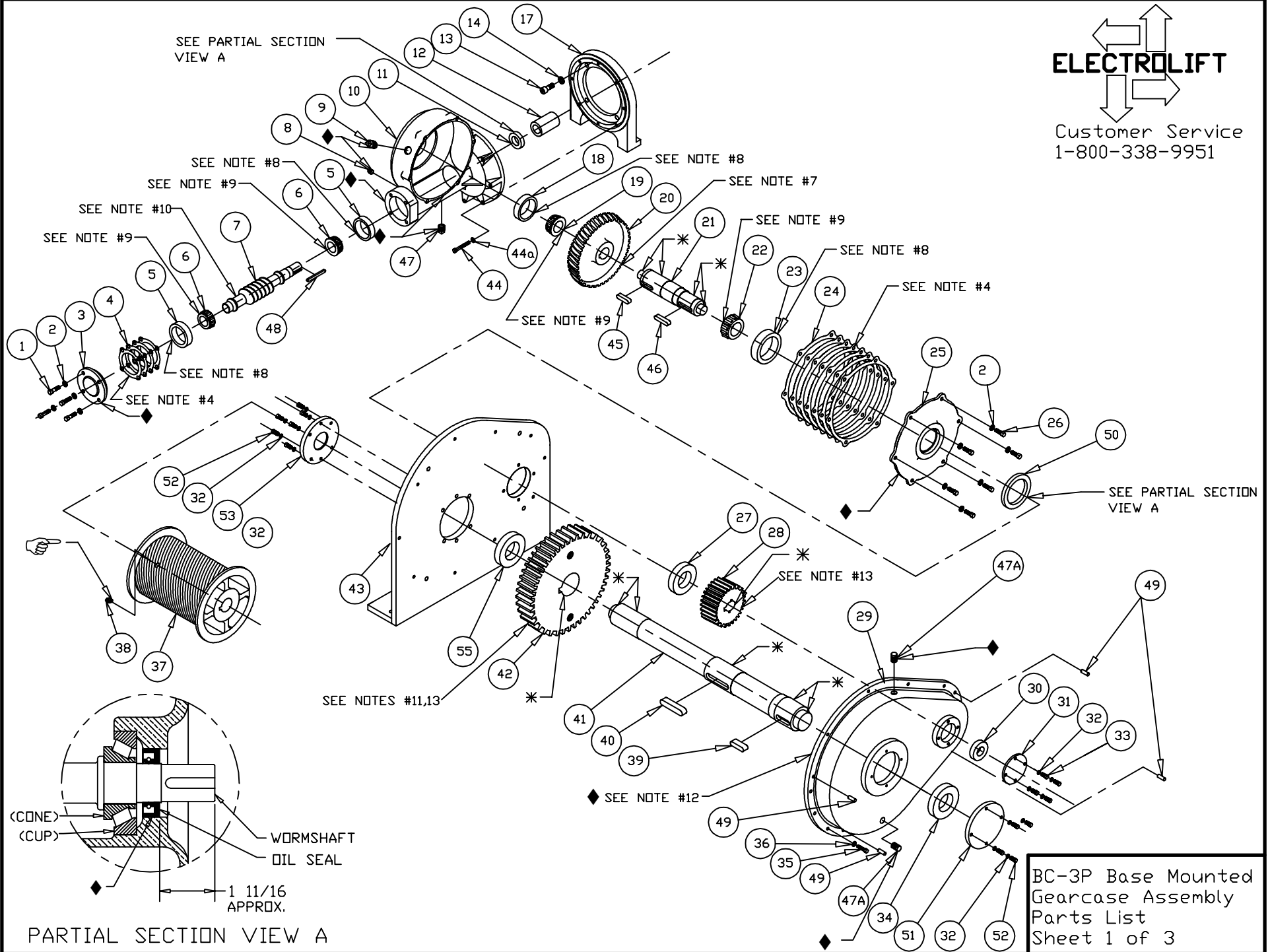
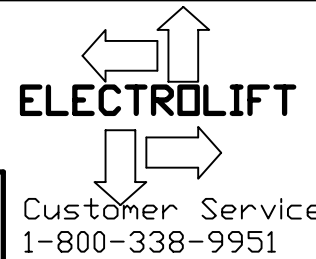

ELECTROLIFT
 Customer Service
 1-800-338-9951



BC-3P Base Mounted
 Gearcase Assembly
 Parts List
 Sheet 1 of 3

30	DM7019	1	BEARING, BALL, 6206ZZ, 1.18 ID, 2.44 OD, .62 W ☒SEE NOTE D
29	M1322P2	1	COVER, SPUR GEAR, BC-3P -- SEE NOTE #14
28	----	1	PINION, JOB SPECIFIC -- SEE NOTE #13
27	DM7018	1	BEARING, BALL, 6211ZZ, 2.16 ID, 3.93 OD, .82 W ☒SEE NOTE D
26	FS129	6	SCREW,HHCS,3/8-16x1 ☒SEE NOTE A
25	M1310A	1	COVER, SIDE, GEAR CASE, BC
24	K10755	1	KIT, SHIM, B-HOIST, SIDE COVER
23	DM7010	1	BEARING, TRB, CUP, 4.25 OD ☒SEE NOTE B
22	DM7009	1	BEARING, TRB, CONE, 2.25 ID ☒SEE NOTE B
21	K1670	1	SHAFT, PINION, BC-3P
20	----	1	WORM WHEEL, JOB SPECIFIC -- SEE NOTE #5
19	DM7003	1	BEARING, TRB, CONE, 1.50 ID ☒SEE NOTE B
18	DM7004	1	BEARING, TRB, CUP 3.00 OD ☒SEE NOTE B
17	M2959E	1	ADAPTER, MOTOR, T477, C FACE,BASE & FLR MTD
16	N/A	-	---
15	N/A	-	---
14	FS320	4	WASHER,INT.TOOTH,1/2,PLATED ☒SEE NOTE A
13	FS207	4	SCREW,SHCS,1/2-13x1-1/4 ☒SEE NOTE A
12	K122P2	1	SLEEVE, MOTOR SHAFT, B HOIST
11	DM7030	1	SEAL, SHAFT, 1.18 ID, 2.06 OD ☒SEE NOTE C
10	T477BC	1	GEAR CASE, BC HOIST
9	FS337	1	PIPEPLUG,1/2 SQHD CORED, W/STRAIGHT VENT ☒SEE NOTE A
8	FS336	1	PIPEPLUG,1/8 SQHD, SOLID ☒SEE NOTE A
7	----	1	WORM SHAFT, JOB SPECIFIC -- SEE NOTE #5
6	DM7005	2	BEARING, TRB, CONE, 1.25 ID ☒SEE NOTE B
5	DM7006	2	BEARING, TRB, CUP, 3.125 OD ☒SEE NOTE B
4	K10756	1	KIT, SHIM, B-HOIST, END COVER
3	K123	1	COVER, END, GEAR CASE, B
2	FS315	10	WASHER,L,3/8 ☒SEE NOTE A
1	FS130	4	SCREW,HHCS,3/8-16x1-1/4 ☒SEE NOTE A
ITEM #	PART #	QTY	DESCRIPTION

*SEE NOTE #14 & KIT NOTES A-E
ON SHEET 3



55	DM7335	1	BEARING, BALL, 6216ZZ, 3.14ID,5.51OD,1.02W ☒SEE NOTE D
54	N/A	-	---
53	K1963A1P1	1	COVER, BALL BRG
52	FS124	10	SCREW,HHCS,5/16-18x1-1/4 ☒SEE NOTE E
51	K900P11	1	COVER, BALL BRG
50	DM7031	1	SEAL, SHAFT, 2.25 ID, 3.35 OD ☒SEE NOTE C
49	FS370	2	PIN, ROLL, 1/2x1-1/2 -- SEE NOTE #14
48	K10849P3	1	KEY, 5/16x5/16,2-15/16
47A	FS333	2	PIPEPLUG,1/2 SQHD CORED ☒SEE NOTE E
47	FS333	1	PIPEPLUG,1/2 SQHD CORED ☒SEE NOTE A
46	K10910P2	1	KEY,1/2x1/2x2
45	K10910P4	1	KEY,1/2x1/2x1-15/16
44a	FS312	7	WASHER,L,5/16 ☒SEE NOTE A
44	FS127	7	SCREW,HHCS,5/16-18x2-1/4 ☒SEE NOTE A
43	M1324AP2	1	PLATE, SIDE, BC3P-BM -- SEE NOTE #14
42	----	1	GEAR, JOB SPECIFIC -- SEE NOTE #13
41	----	1	DRUM SHAFT, JOB SPECIFIC
40	K10858P3	1	KEY, 3/4x3/4x3
39	K10858P4	1	KEY, 3/4, BC 3P BASE MTD, GEAR
38	FS216	1	SOCKET HEAD SET SCREW,1/2-13x1/2,KNURLED
37	----	1	DRUM, JOB SPECIFIC
36	FS315	10	WASHER,L,3/8,PLAIN -- SEE NOTE #14
35	FS131	10	SCREW,HHCS,3/8-16x1-1/2 -- SEE NOTE #14
34	DM7020	1	BEARING, BALL, 6212ZZ, 2.36ID,4.33OD,.86W ☒SEE NOTE D
33	FS123	4	SCREW,HHCS,5/16-18x1 , GR2 ☒SEE NOTE E
32	FS312	14	WASHER,L,5/16, PLAIN ☒SEE NOTE E
31	K900AP30	1	COVER, BALL BRG
ITEM #	PART #	QTY	DESCRIPTION

BC-3P Base Mounted
Gearcase Assembly
Parts List
Sheet 2 of 3

BILL OF MATERIALS

NOTES:

- 1) * - APPLY ANTISEIZE COMPOUND
- 2) ♦ - SEE LAST SHEET FOR LOCTITE SEALANT AND GASKET APPLICATION INSTRUCTIONS.
- 3) ☞ - APPLY BLUE TYPE THREADLOCK COMPOUND, TORQUE TO 24 FT-LBS
- 4) USE THE SAME AMOUNT AND COLOR OF SHIMS AS ORIGINAL SET.
- 5) IDENTIFICATION CHART


NO OF TEETH	WORM WHEEL P/N	WORM SHAFT P/N
36	M336A	M320
41	M12207A	M2851
67	M2864A	M2853

- 6) OIL CAPACITY 20 OZ. EXXON CYLESSTIC TK680 OR EQUIV. E/L P/N DM7146 OR MOBIL SHC 634 OR EQUIV. (SYNTHETIC) E/L P/N DM7381
- 7) PRESS ITEM 20 ONTO ITEM 21 CENTRALLY LOCATED ON ITEM 45
- 8) PRESS ITEM INTO MATING HOUSING OR COVER
- 9) TO BE PRESSED ON MATING SHAFT
- 10) TAP WITH MALLET AFTER PRESSING ITEM 5
- 11) PRESS ITEM 42 ONTO ITEM 41 CENTRALLY LOCATED ON ITEM 40
- 12) COAT ALL TEETH WITH EXXON RONEX MP GREASE P/N DM7154
ITEM 29 IS TO BE AT APPROX. 50% CAPACITY FULL OF GREASE WHEN SEALED.

- 13) IDENTIFICATION CHART
PINION- THE SMALLER OF THE TWO GEARS
GEAR- THE LARGER GEAR
PINIONS AND GEARS ARE MATCHED SETS AS KITS

KIT	# TEETH	PINION P/N	# TEETH	GEAR P/N
K11202P1	12	K1636P10	51	K1636P11
K11202P2	13	K1636P3	50	K1636P18
K11202P3	14	K1636P16	49	K1636AP34
K11202P4	15	K1636P12	48	K1636AP38
K11202P5	16	K1636P14	47	K1636P27
K11202P6	17	K1636P28	46	K1636AP32
K11202P7	18	K1636P24	45	K1636AP37
K11202P8	19	K1636AP30	44	K1636AP35
K11202P9	20	K1636P25	43	K1636AP39
K11202P10	21	K1636P19	42	K1636P20

- 14) M1322P2 & M12617 ARE NOT AVAILABLE INDIVIDUALLY. THEY ARE AVAILABLE ONLY AS MATCHED SET M12274A, ALONG WITH NOTED HARDWARE.



- ☒ KIT NOTES:
- A) THIS PART CAN ONLY BE ORDERED AS PART OF GEARCASE HARDWARE KIT #K11236.
 - B) THIS PART CAN ONLY BE ORDERED AS PART OF GEARCASE BEARING KIT #K11158.
 - C) THIS PART CAN ONLY BE ORDERED AS PART OF SEAL KIT #K11159.
 - D) THIS PART CAN ONLY BE ORDERED AS PART OF SPUR GEARBOX BEARING KIT #K11288.
 - E) THIS PART CAN ONLY BE ORDERED AS PART OF SPUR GEARBOX HARDWARE KIT #K11237B.
 - F) FOR BOTH SEALS & SHIMS, ORDER SEAL & SHIM KIT #K11282.

BC-3P Base Mounted
Gearcase Assembly
Parts List
Sheet 3 of 3


Type 'A', 'B', and 'BC' Hoist Gearbox

Notes:

1. Required components: 518 Gasket Eliminator, 565 Pipe Sealant, 598 RTV, and 7649 Primer
1. All metal surfaces to be cleaned with brake cleaner, acetone, or Loctite Cleaner/Degreaser. After cleaning, all surfaces will be wiped down and dried.
2. All Loctite sealants, retaining compounds, and gasket eliminators require 3 hours to set and 24 hours to fully cure. None of these materials should come into contact with oil or grease before this time.
4. Apply 518 Gasket Eliminator in a continuous bead, circling each bolt hole as shown. Do not spread.


Issue 1, 5/28/15

Gearcase / Side Cover - 518 Gasket Eliminator



Apply 518 to both gearcase and side cover

Gearcase / End Cover - 518 Gasket Eliminator



Shims (Side Cover or End Cover) - 7649 Primer




Note:

Spray both sides of the shim 'stack' with Loctite 7649 Primer. There is no need to spray each shim individually.

Spur Gear Cover / Side Plate (if equipped) - 518 Gasket Eliminator



Oil Seal - 598 RTV



Apply Loctite 598 RTV to the outside diameter of the oil seal

Pipe Plug - 565 Sealant



Apply Loctite 565 Pipe Sealant to threads only.

