


PARTIAL SECTION VIEW A

30	DM7019	1	BEARING, BALL, 6206ZZ, 1.18 ID, 2.44 OD, .62 W ☒SEE NOTE D
29	M1322P1	1	COVER, SPUR GEAR, BC-3P -- SEE NOTE #14
28	----	1	PINION, JOB SPECIFIC -- SEE NOTE #13
27	DM7018	1	BEARING, BALL, 6211ZZ, 2.16 ID, 3.93 OD, .82 W ☒SEE NOTE D
26	FS129	6	SCREW,HHCS,3/8-16x1 ☒SEE NOTE A
25	M1310A	1	COVER, SIDE, GEAR CASE, BC
24	K10755	1	KIT, SHIM, B-HOIST, SIDE COVER
23	DM7010	1	BEARING, TRB, CUP, 4.25 OD ☒SEE NOTE B
22	DM7009	1	BEARING, TRB, CONE, 2.25 ID ☒SEE NOTE B
21	K1670	1	SHAFT, PINION, BC-3P
20	----	1	WORM WHEEL, JOB SPECIFIC -- SEE NOTE #5
19	DM7003	1	BEARING, TRB, CONE, 1.50 ID ☒SEE NOTE B
18	DM7004	1	BEARING, TRB, CUP 3.00 OD ☒SEE NOTE B
17	M2959	1	ADAPTER, MOTOR, T477, C FACE
16	N/A	-	---
15	N/A	-	---
14	FS320	4	WASHER,INT.TOOTH,1/2,PLATED ☒SEE NOTE A
13	FS207	4	SCREW,SHCS,1/2-13x1-1/4 ☒SEE NOTE A
12	K122P2	1	SLEEVE, MOTOR SHAFT, B HOIST
11	DM7030	1	SEAL, SHAFT, 1.18 ID, 2.06 OD ☒SEE NOTE C
10	T477BC	1	GEAR CASE, BC HOIST
9	FS337	1	PIPEPLUG,1/2 SQHD CORED, W/STRAIGHT VENT ☒SEE NOTE A
8	FS336	1	PIPEPLUG,1/8 SQHD, SOLID ☒SEE NOTE A
7	----	1	WORM SHAFT, JOB SPECIFIC -- SEE NOTE #5
6	DM7005	2	BEARING, TRB, CONE, 1.25 ID ☒SEE NOTE B
5	DM7006	2	BEARING, TRB, CUP, 3.125 OD ☒SEE NOTE B
4	K10756	1	KIT, SHIM, B-HOIST, END COVER
3	K123	1	COVER, END, GEAR CASE, B
2	FS315	10	WASHER,L,3/8 ☒SEE NOTE A
1	FS130	4	SCREW,HHCS,3/8-16x1-1/4 ☒SEE NOTE A
ITEM #	PART #	QTY	DESCRIPTION

\*SEE NOTE #14 & KIT NOTES A-E  
ON SHEET 3



50	DM7031	1	SEAL, SHAFT, 2.25 ID, 3.35 OD ☒SEE NOTE C
49	FS370	2	PIN, ROLL, 1/2x1-1/2 -- SEE NOTE #14
48	K10849P3	1	KEY, 5/16x5/16,2-15/16
47A	FS333	2	PIPEPLUG,1/2 SQHD CORED ☒SEE NOTE E
47	FS333	1	PIPEPLUG,1/2 SQHD CORED ☒SEE NOTE A
46	K10910P2	1	KEY,1/2x1/2x2
45	K10910P4	1	KEY,1/2x1/2x1-15/16
44a	FS312	7	WASHER,L,5/16 ☒SEE NOTE A
44	FS127	7	SCREW,HHCS,5/16-18x2-1/4 ☒SEE NOTE A
43	M12615	1	PLATE, SIDE, BC3P-TH-MONO -- SEE NOTE #14
42	----	1	GEAR, JOB SPECIFIC -- SEE NOTE #13
41	----	1	DRUM SHAFT, JOB SPECIFIC
40	K11465P1	1	KEY, 5/8, BC 3P GEAR
39	K10910P3	2	KEY, 1/2x1/2x2-5/8, DRUM,C,3P-D
38	FS216	2	SOCKET HEAD SET SCREW,1/2-13x1/2,KNURLED
37	----	2	DRUM, JOB SPECIFIC
36	FS315	10	WASHER,L,3/8,PLAIN -- SEE NOTE #14
35	FS131	10	SCREW,HHCS,3/8-16x1-1/2 -- SEE NOTE #14
34	DM7020	2	BEARING, BALL, 6212ZZ, 2.36ID,4.33OD,.86W ☒SEE NOTE D
33	FS123	4	SCREW,HHCS,5/16-18x1 , GR2 ☒SEE NOTE E
32	FS312	4	WASHER,L,5/16, PLAIN ☒SEE NOTE E
31	K900AP30	1	COVER, BALL BRG
ITEM #	PART #	QTY	DESCRIPTION

BC-3P Monorail  
Gearcase Assembly  
Parts List  
Sheet 2 of 3

BILL OF MATERIALS

NOTES:

- 1) \* - APPLY ANTISEIZE COMPOUND
- 2) ◆ - SEE LAST SHEET FOR LOCTITE SEALANT AND GASKET APPLICATION INSTRUCTIONS.
- 3) ☞ - APPLY BLUE TYPE THREADLOCK COMPOUND, TORQUE TO 24 FT-LBS
- 4) USE THE SAME AMOUNT AND COLOR OF SHIMS AS ORIGINAL SET.
- 5) IDENTIFICATION CHART

NO OF TEETH	WORM WHEEL P/N	WORM SHAFT P/N
36	M336A	M320
41	M12207A	M2851
67	M2864A	M2853


- 6) OIL CAPACITY 20 OZ. EXXON CYLESSTIC TK680 OR EQUIV. E/L P/N DM7146 OR MOBIL SHC 634 OR EQUIV. (SYNTHETIC) E/L P/N DM7381
- 7) PRESS ITEM 20 ONTO ITEM 21 CENTRALLY LOCATED ON ITEM 45
- 8) PRESS ITEM INTO MATING HOUSING OR COVER
- 9) TO BE PRESSED ON MATING SHAFT
- 10) TAP WITH MALLET AFTER PRESSING ITEM 5
- 11) PRESS ITEM 42 ONTO ITEM 41 CENTRALLY LOCATED ON ITEM 40
- 12) COAT ALL TEETH WITH EXXON RONEX MP GREASE P/N DM7154  
ITEM 29 IS TO BE AT APPROX. 50% CAPACITY FULL OF GREASE WHEN SEALED.

13) IDENTIFICATION CHART

PINION- THE SMALLER OF THE TWO GEARS  
 GEAR- THE LARGER GEAR  
 PINIONS AND GEARS ARE MATCHED SETS AS KITS

KIT	# TEETH	PINION P/N	# TEETH	GEAR P/N
K11201P1	12	K1636P10	51	K1636P2
K11201P2	13	K1636P3	50	K1636P4
K11201P3	14	K1636P16	49	K1636P17
K11201P4	15	K1636P12	48	K1636P13
K11201P5	16	K1636P14	47	K1636P15
K11201P6	17	K1636P28	46	K1636P29
K11201P7	18	K1636P24	45	K1636P9
K11201P8	19	K1636AP30	44	K1636AP31
K11201P9	20	K1636P25	43	K1636P26
K11201P10	21	K1636P19	42	K1636AP36

- 14) M1322P1 & M12615 ARE NOT AVAILABLE INDIVIDUALLY. THEY ARE AVAILABLE ONLY AS MATCHED SET M12277A, ALONG WITH NOTED HARDWARE.



☒ KIT NOTES:

A) THIS PART CAN ONLY BE ORDERED AS PART OF GEARCASE HARDWARE KIT #K11236.

B) THIS PART CAN ONLY BE ORDERED AS PART OF GEARCASE BEARING KIT #K11158.

C) THIS PART CAN ONLY BE ORDERED AS PART OF SEAL KIT #K11159.

D) THIS PART CAN ONLY BE ORDERED AS PART OF SPUR GEARBOX BEARING KIT #K11161.

E) THIS PART CAN ONLY BE ORDERED AS PART OF SPUR GEARBOX HARDWARE KIT #K11237.

F) FOR BOTH SEALS & SHIMS, ORDER SEAL & SHIM KIT #K11282.

BC-3P Monorail  
 Gearcase Assembly  
 Parts List  
 Sheet 3 of 3


# Type 'A', 'B', and 'BC' Hoist Gearbox

Notes:

1. Required components: 518 Gasket Eliminator, 565 Pipe Sealant, 598 RTV, and 7649 Primer
1. All metal surfaces to be cleaned with brake cleaner, acetone, or Loctite Cleaner/Degreaser. After cleaning, all surfaces will be wiped down and dried.
2. All Loctite sealants, retaining compounds, and gasket eliminators require 3 hours to set and 24 hours to fully cure. None of these materials should come into contact with oil or grease before this time.
4. Apply 518 Gasket Eliminator in a continuous bead, circling each bolt hole as shown. Do not spread.


Issue 1, 5/28/15

## Gearcase / Side Cover - 518 Gasket Eliminator



Apply 518 to both gearcase and side cover

## Gearcase / End Cover - 518 Gasket Eliminator



## Shims (Side Cover or End Cover) - 7649 Primer




Note:

Spray both sides of the shim 'stack' with Loctite 7649 Primer. There is no need to spray each shim individually.

## Spur Gear Cover / Side Plate (if equipped) - 518 Gasket Eliminator



## Oil Seal - 598 RTV



Apply Loctite 598 RTV to the outside diameter of the oil seal

## Pipe Plug - 565 Sealant



Apply Loctite 565 Pipe Sealant to threads only.

