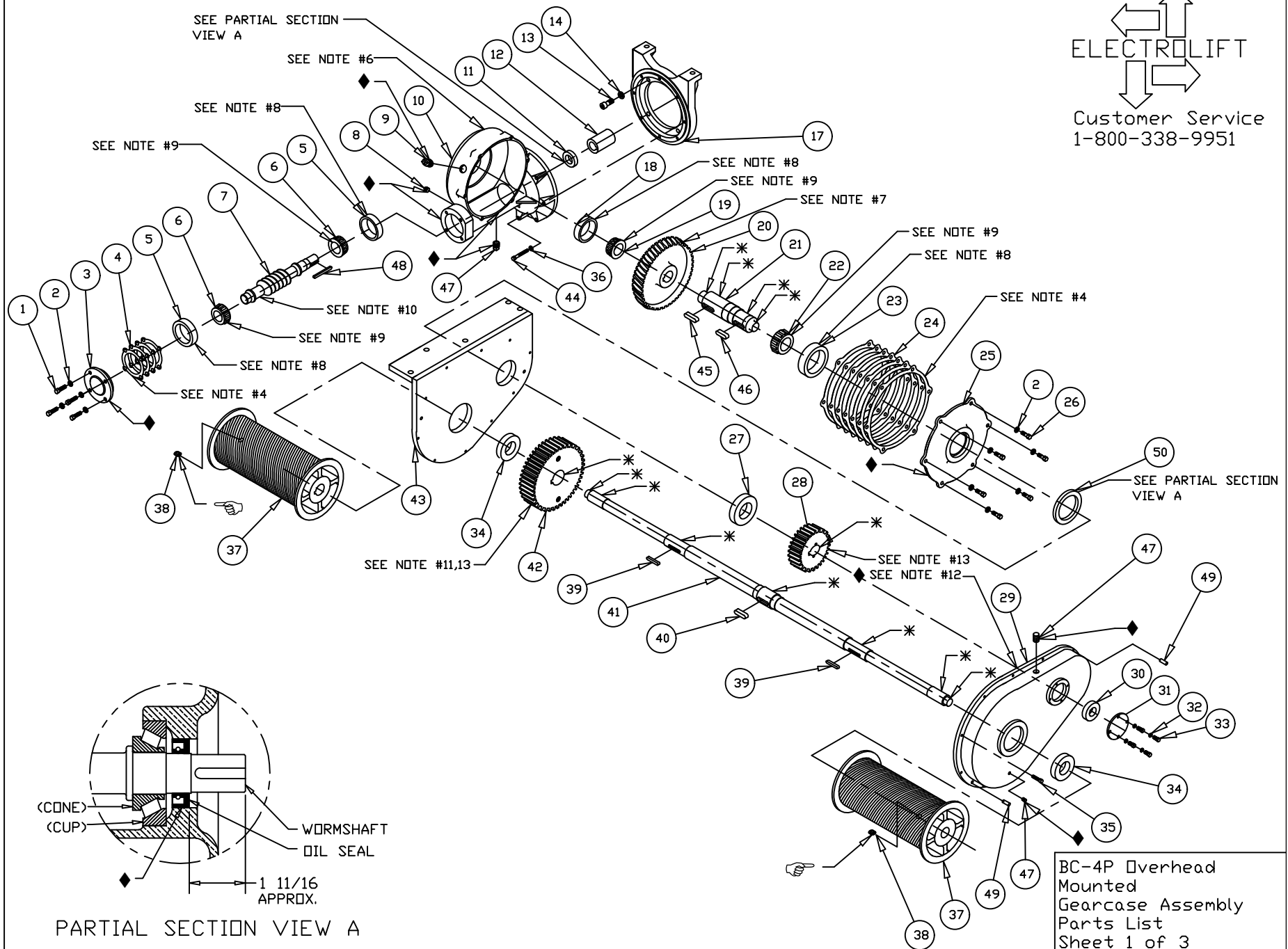
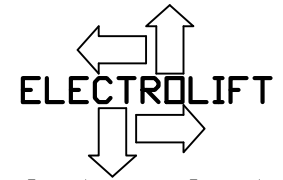

ELECTROLIFT
 Customer Service
 1-800-338-9951



BC-4P Overhead Mounted
 Gearcase Assembly
 Parts List
 Sheet 1 of 3

| 30 | DM7019 | 1 | BEARING, BALL, 6206ZZ, 1.18 ID, 2.44 OD, .62 W ☒SEE NOTE D |
|--------|--------|-----|---|
| 29 | M794 | 1 | COVER, SPUR GEAR, BC-4P -- SEE NOTE #14 |
| 28 | ---- | 1 | PINION, JOB SPECIFIC -- SEE NOTE #13 |
| 27 | DM7018 | 1 | BEARING, BALL, 6211ZZ, 2.16 ID, 3.93 OD, .82 W ☒SEE NOTE D |
| 26 | FS129 | 6 | SCREW,HHCS,3/8-16x1 ☒SEE NOTE A |
| 25 | M1310A | 1 | COVER, SIDE, GEAR CASE, BC |
| 24 | K10755 | 1 | KIT, SHIM, B-HOIST, SIDE COVER |
| 23 | DM7010 | 1 | BEARING, TRB, CUP, 4.25 OD ☒SEE NOTE B |
| 22 | DM7009 | 1 | BEARING, TRB, CONE, 2.25 ID ☒SEE NOTE B |
| 21 | K1774 | 1 | SHAFT, PINION, BC-4P |
| 20 | ---- | 1 | WORM WHEEL, JOB SPECIFIC -- SEE NOTE #5 |
| 19 | DM7003 | 1 | BEARING, TRB, CONE, 1.50 ID ☒SEE NOTE B |
| 18 | DM7004 | 1 | BEARING, TRB, CUP 3.00 OD ☒SEE NOTE B |
| 17 | M2959 | 1 | ADAPTER, MOTOR, T477, C FACE |
| 16 | N/A | - | - |
| 15a | N/A | - | - |
| 15 | N/A | - | - |
| 14 | FS320 | 4 | WASHER,INT.TOOTH,1/2,PLATED ☒SEE NOTE A |
| 13 | FS207 | 4 | SCREW,SHCS,1/2-13x1-1/4 ☒SEE NOTE A |
| 12 | K122P2 | 1 | SLEEVE, MOTOR SHAFT, B HOIST |
| 11 | DM7030 | 1 | SEAL, SHAFT, 1.18 ID, 2.06 OD ☒SEE NOTE C |
| 10 | T477BC | 1 | GEAR CASE, BC HOIST |
| 9 | FS337 | 1 | PIPEPLUG,1/2 SQHD CORED, W/STRAIGHT VENT ☒SEE NOTE A |
| 8 | FS336 | 1 | PIPEPLUG,1/8 SQHD,SOLID ☒SEE NOTE A |
| 7 | ---- | 1 | WORM SHAFT, JOB SPECIFIC -- SEE NOTE #5 |
| 6 | DM7005 | 2 | BEARING, TRB, CONE, 1.25 ID ☒SEE NOTE B |
| 5 | DM7006 | 2 | BEARING, TRB, CUP, 3.125 OD ☒SEE NOTE B |
| 4 | K10756 | 1 | KIT, SHIM, B-HOIST, END COVER |
| 3 | K123 | 1 | COVER, END, GEAR CASE, B |
| 2 | FS315 | 10 | WASHER,L,3/8 ☒SEE NOTE A |
| 1 | FS130 | 4 | SCREW,HHCS,3/8-16x1-1/4 ☒SEE NOTE A |
| ITEM # | PART # | QTY | DESCRIPTION |

*SEE NOTES #14 &
KIT NOTES A-F ON SHEET 3




Customer Service
1-800-338-9951

| 50 | DM7031 | 1 | SEAL,SHAFT,2.25 ID,3.35 OD ☒SEE NOTE C |
|--------|----------|-----|---|
| 49 | FS413 | 2 | PIN, ROLL, 3/8x1-1/4 -- SEE NOTE #14 |
| 48 | K10849P3 | 1 | KEY, 5/16x5/16,2-15/16 |
| 47A | FS333 | 2 | PIPEPLUG,1/2 SQHD CORED ☒SEE NOTE E |
| 47 | FS333 | 1 | PIPEPLUG,1/2 SQHD CORED ☒SEE NOTE A |
| 46 | K10910P1 | 1 | KEY,1/2x1/2,1-3/4 |
| 45 | K10910P4 | 1 | KEY,1/2x1/2, 1-15/16 |
| 44A | FS312 | 7 | WASHER,L,5/16 ☒SEE NOTE A |
| 44 | FS127 | 7 | SCREW,HHCS,5/16-18x2-1/4 ☒SEE NOTE A |
| 43 | K954P3 | 1 | PLATE, SIDE, BC4P-TH -- SEE NOTE #14 |
| 42 | ---- | 1 | GEAR, JOB SPECIFIC -- SEE NOTE #13 |
| 41 | ---- | 1 | DRUM SHAFT, JOB SPECIFIC |
| 40 | K10910P4 | 1 | KEY, 1/2x1/2x1-15/16 |
| 39 | K10849P5 | 2 | KEY, 5/16x5/16, 2, A+B DRUM SHAFT |
| 38 | FS445 | 2 | SOCKET HEAD SET SCREW, 3/8-16x1/2, KNURLED |
| 37 | ---- | 2 | DRUM, JOB SPECIFIC |
| 36 | - | - | - |
| 35 | FS824 | 10 | SCREW,SHCS,5/16-18x1-1/4 -- SEE NOTE #14 |
| 34 | DM7017 | 2 | BEARING, BALL, 6209ZZ, 1.77 ID, 3.34 OD, .74 W ☒SEE NOTE D |
| 33 | FS110 | 4 | SCREW,HHCS,1/4-20x5/8, GR2 ☒SEE NOTE E |
| 32 | FS310 | 4 | WASHER,L,1/4, PLAIN ☒SEE NOTE E |
| 31 | K900AP25 | 1 | COVER, BALL BRG |
| ITEM # | PART # | QTY | DESCRIPTION |

BC-4P Overhead
Mounted
Gearcase Assembly
Parts List
Sheet 2 of 3

BILL OF MATERIALS



Customer Service
1-800-338-9951

NOTES:

- 1) * - APPLY ANTISEIZE COMPOUND
- 2) ♦ - SEE LAST SHEET FOR LOCTITE SEALANT AND GASKET APPLICATION INSTRUCTIONS.
- 3) ☞ - APPLY BLUE TYPE THREADLOCK COMPOUND, TORQUE TO 24 FT-LBS
- 4) USE THE SAME AMOUNT AND COLOR OF SHIMS AS ORIGINAL SET.
- 5) IDENTIFICATION CHART

| NO OF TEETH | WORM WHEEL P/N | WORM SHAFT P/N |
|-------------|----------------|----------------|
| 36 | M336A | M320 |
| 41 | M12207A | M2851 |
| 67 | M2864A | M2853 |

- 6) OIL CAPACITY 20 OZ. EXXON CYLESSTIC TK680 OR EQUIV. E/L P/N DM7146
OR MOBIL SHC 634 OR EQUIV. (SYNTHETIC) E/L P/N DM7381
- 7) PRESS ITEM 20 ONTO ITEM 21 CENTRALLY LOCATED ON ITEM 45
- 8) PRESS ITEM INTO MATING HOUSING OR COVER
- 9) TO BE PRESSED ON MATING SHAFT
- 10) TAP WITH MALLET AFTER PRESSING ITEM 5
- 11) PRESS ITEM 42 ONTO ITEM 41 CENTRALLY LOCATED ON ITEM 40
- 12) COAT ALL TEETH WITH EXXON RONEX MP GREASE P/N DM7154
ITEM 29 IS TO BE AT APPROX. 50% CAPACITY FULL OF GREASE WHEN SEALED.

13) IDENTIFICATION CHART

PINION- THE SMALLER OF THE TWO GEARS
GEAR- THE LARGER GEAR
PINIONS AND GEARS ARE MATCHED SETS AS KITS

| KIT | # TEETH | PINION P/N | # TEETH | GEAR P/N |
|-----------|---------|------------|---------|----------|
| K11199P1 | 15 | K852BP60 | 49 | K852AP30 |
| K11199P2 | 16 | K852AP35 | 48 | K852P11 |
| K11199P3 | 17 | K852BP57 | 47 | K852AP23 |
| K11199P4 | 18 | K852AP34 | 46 | K852AP31 |
| K11199P5 | 19 | K852BP53 | 45 | K852AP27 |
| K11199P6 | 20 | K852BP45 | 44 | K852AP33 |
| K11199P7 | 21 | K852AP36 | 43 | K852AP15 |
| K11199P8 | 22 | K852BP54 | 42 | K852AP13 |
| K11199P9 | 23 | K852BP51 | 41 | K852BP52 |
| K11199P10 | 24 | K852BP46 | 40 | K852AP17 |
| K11199P11 | 25 | K852BP61 | 39 | K852AP25 |
| K11199P12 | 26 | K852BP41 | 38 | K852BP42 |
| K11199P13 | 27 | K852BP49 | 37 | K852BP44 |

☒ KIT NOTES:

- A) THIS PART CAN ONLY BE ORDERED AS PART OF GEARCASE HARDWARE KIT #K11236.
- B) THIS PART CAN ONLY BE ORDERED AS PART OF GEARCASE BEARING KIT #K11158.
- C) THIS PART CAN ONLY BE ORDERED AS PART OF SEAL KIT #K11159.
- D) THIS PART CAN ONLY BE ORDERED AS PART OF SPUR GEARBOX BEARING KIT #K11160.
- E) THIS PART CAN ONLY BE ORDERED AS PART OF SPUR GEARBOX HARDWARE KIT #K11246.
- F) FOR BOTH SEALS & SHIMS, ORDER SEAL & SHIM KIT #K11282.

- 14) M794 & K954P3 ARE NOT AVAILABLE INDIVIDUALLY.
THEY ARE AVAILABLE ONLY AS MATCHED SET M12271,
ALONG WITH NOTED HARDWARE.

BC-4P Overhead
Mounted
Gearcase Assembly
Parts List
Sheet 3 of 3


Type 'A', 'B', and 'BC' Hoist Gearbox

Notes:

1. Required components: 518 Gasket Eliminator, 565 Pipe Sealant, 598 RTV, and 7649 Primer
1. All metal surfaces to be cleaned with brake cleaner, acetone, or Loctite Cleaner/Degreaser. After cleaning, all surfaces will be wiped down and dried.
2. All Loctite sealants, retaining compounds, and gasket eliminators require 3 hours to set and 24 hours to fully cure. None of these materials should come into contact with oil or grease before this time.
4. Apply 518 Gasket Eliminator in a continuous bead, circling each bolt hole as shown. Do not spread.


Issue 1, 5/28/15

Gearcase / Side Cover - 518 Gasket Eliminator



Apply 518 to both gearcase and side cover

Gearcase / End Cover - 518 Gasket Eliminator



Shims (Side Cover or End Cover) - 7649 Primer




Note:

Spray both sides of the shim 'stack' with Loctite 7649 Primer. There is no need to spray each shim individually.

Spur Gear Cover / Side Plate (if equipped) - 518 Gasket Eliminator



Oil Seal - 598 RTV



Apply Loctite 598 RTV to the outside diameter of the oil seal

Pipe Plug - 565 Sealant



Apply Loctite 565 Pipe Sealant to threads only.

