

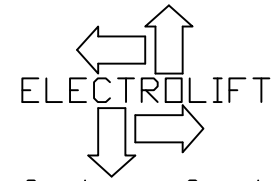
39	FS326	4	WASHER,L,3/4, PLAIN	☒SEE NOTE A
38	FS175	4	SCREW,HHCS,3/4-10x2	☒SEE NOTE A
37	FS336	1	PIPEPLUG,1/8 SQHD,CAST IRON, SOLID	☒SEE NOTE A
36	FS333	2	PIPEPLUG,1/2 SQHD CORED,CI PLAIN	☒SEE NOTE A
35	FS337	1	PIPEPLUG,1/2 SQHD CORED,STRAIGHT VENT	☒SEE NOTE A
34	P417	1	GEAR CASE, D HOIST	
33	FS421	1	NUT,NYLON INSERT,7/8-14,GR2,PLAIN	☒SEE NOTE A
32	FS327	1	WASHER,L,7/8, PLAIN	☒SEE NOTE A
31	----	1	PINION, JOB SPECIFIC	--- SEE NOTE #11
30	K11047	1	ASSY, HOLDER, BEARING, D, HOISTS	
29	K10924P2	1	KEY, 3/8x3/8, 1-7/16, GEAR, PINION, C	
28	----	1	GEAR,JOB SPECIFIC	-- SEE NOTE #11
27	FS296	1	NUT,NYLONINSERT,JAM,1-1/2-12	☒SEE NOTE A
26	M2962	1	BRACKET, ATTACH, MOTOR, D	
25	FS255	4	NUT,HEX,1/2-13,GR2,PLAIN	☒SEE NOTE A
24	FS147	4	SCREW,HHCS,1/2-13x2, GR2,PLAIN	☒SEE NOTE A
23	----	1	MOTOR, D-HOIST, JOB SPECIFIC	
22	FS216	1	SCREW,SHSS,1/2-13x1/2,KNURLED	
21	----	1	DRUM, JOB SPECIFIC	
20	DM7033	1	SEAL, SHAFT, 3.00 ID, 4.00 OD	
19A	FS391	2	SCREW,HHCS,1/2-13x1-1/2, GR2,PLAIN	☒SEE NOTE A
19	FS146	8	SCREW,HHCS,1/2-13x1-1/4, GR2,PLAIN	☒SEE NOTE A
18	FS323	14	WASHER,L,1/2,PLAIN	☒SEE NOTE A
17	M393	1	COVER, SIDE, GEAR CASE, D	
16	K10758	1	KIT, SHIM, D-HOIST, SIDE COVER	
15	----	1	DRUM SHAFT, JOB SPECIFIC	
14	K10858P3	1	KEY, 3/4x3/4, 3, DRUM, D-SH	
13	K10858P2	1	KEY, 3/4x3/4, 2-3/16	
12	----	1	WORM WHEEL, JOB SPECIFIC	-- SEE NOTE #5
11	DM7022	2	BEARING, TRB, CONE, 3.00 ID	☒SEE NOTE B
10	DM7023	2	BEARING, TRB, CUP, 5.37 OD	☒SEE NOTE B
9	FS220	1	PIN,COTTER,3/16x3	☒SEE NOTE A
8	K10957P1	1	KEY, 7/16x7/16, 1-1/4, D WORM SHAFT	
7	DM7025	2	BEARING, TRB, CUP, 4.87 OD	☒SEE NOTE B
6	DM7024	2	BEARING, TRB, CONE, 1.87 ID	☒SEE NOTE B
5	----	1	WORM SHAFT, JOB SPECIFIC	--- SEE NOTE #5
4	DM7027	1	BEARING,BALL,M6312Z,2.36ID,5.11OD,1.22W	☒SEE NOTE B
3	K807	1	COVER, END, GEAR CASE, D	
2	FS315	4	WASHER,L,3/8, PLAIN	☒SEE NOTE A
1	FS130	4	SCREW,HHCS,3/8-16x1-1/4,GR2,PLAIN	☒SEE NOTE A
ITEM #	PART #	QTY	DESCRIPTION	

☒ KIT NOTES:

A) THIS PART CAN ONLY BE ORDERED AS PART OF GEARCASE HARDWARE KIT #K11265.

B) THIS PART CAN ONLY BE ORDERED AS PART OF GEARCASE BEARING KIT #K11163.

C) FOR SEAL & SHIMS, ORDER SEAL & SHIM KIT #K11286.



Customer Service
1-800-338-9951

NOTES:

- 1) * - APPLY ANTISEIZE COMPOUND
- 2) ◆ - SEE LAST SHEET FOR LOCTITE SEALANT AND GASKET APPLICATION INSTRUCTIONS.
- 3) ☞ - APPLY BLUE TYPE THREADLOCK COMPOUND, TORQUE TO 52 FT-LBS
- 4) USE THE SAME AMOUNT AND COLOR OF SHIMS AS ORIGINAL SET.

5) IDENTIFICATION CHART

NO OF TEETH	WORM WHEEL P/N	WORM SHAFT P/N
37	M395B	M394
66	M2981A	M2980

- 6) OIL CAPACITY 90 OZ., EXXON CYLESSTIC TK680 OR EQUIV. E/L P/N DM7146 OR MOBIL SHC 634 OR EQUIV. (SYNTHETIC) E/L P/N DM7381
- 7) PRESS ITEM 12 ONTO ITEM 15 CENTRALLY LOCATED ON ITEM 13
- 8) PRESS ITEM INTO MATING HOUSING OR COVER
- 9) TO BE PRESSED ON MATING SHAFT
- 10)A. TIGHTEN NUT (ITEM #27) UNTIL THE GEAR CANNOT BE TURNED BY HAND
B. LOOSEN NUT (ITEM #27) APROX. 45°.
C. TAP WORM SHAFT (ITEM #5) ON NUT SIDE WITH BRASS DRIFT AND HAMMER.
D. SPIN GEAR(ITEM #28) BY HAND. THE GEAR MUST BE ABLE TO SPIN THREE FULL REVOLUTIONS EASILY WITHOUT ANY HELP BY HAND.
E. ADJUST NUT(ITEM #27) UNTIL THE THREE FULL REVOLUTIONS IS REACHED
F. TAP WORM SHAFT (ITEM #5) AS PER NOTE #10, C. EVERYTIME A NUT (ITEM #27) ADJUSTMENT IS MADE.

11) IDENTIFICATION CHART

PINION- THE SMALLER OF THE TWO GEARS, GEAR- THE LARGER GEAR
PINIONS AND GEARS ARE MATCHED SETS AS KITS

KIT	# TEETH	PINION P/N	# TEETH	GEAR P/N
K11204P1	17	K3166P4	56	K3165P4
K11204P2	18	K3166AP15	55	K3165AP15
K11204P3	19	K3166P2	54	K3165P2
K11204P4	20	K3166P9	53	K3165P9
K11204P5	21	K3166AP18	52	K3165AP18
K11204P6	22	K3166P6	51	K3165P6
K11204P7	23	K3166AP26	50	K3165AP26
K11204P8	24	K3166P11	49	K3165P11
K11204P9	25	K3166AP17	48	K3165AP17
K11204P10	26	K3166AP25	47	K3165AP25
K11204P11	27	K3166AP13	46	K3165AP13
K11204P12	28	K3166AP12	45	K3165AP12

D-Single Hook
Gearcase Assembly
Parts List
Sheet 2 of 2

Type 'C' and 'D' Hoist

Notes:

1. Required components: 518 Gasket Eliminator, 648 Retaining Compound, 565 Pipe Sealant, 598 RTV Silicone, and 7649 Primer
2. All metal surfaces to be cleaned with brake cleaner, acetone, or Loctite Cleaner/Degreaser. After cleaning, all surfaces must be wiped down and dried.
3. All Loctite sealants, retaining compounds, and gasket eliminators require 3 hours to set and 24 hours to fully cure. None of these materials should come into contact with oil or grease before this time.
4. Apply 518 Gasket Eliminator in a continuous bead, circling each bolt hole as shown. Do not spread.

Issue 2, 9/14/15

Gearcase / Side Cover - 518 Gasket Eliminator




Apply 518 to both Gearcase and Side Cover Shims (Side Cover) - 7649 Primer




Note:
Spray both sides of the shim 'stack' with Loctite 7649 Primer. There is no need to spray each shim individually.

Bearing Holder Assembly / Motor Shaft - 648 Retaining Compound




Apply Loctite 648 Retaining Compound to the inside diameter of the bearing



After pressing on motor shaft, generously brush Loctite 648 Retaining Compound on outer surface of Bearing Holder




Bearing Holder Assembly / Motor Attach Bracket - 598 RTV Silicone




After pressing Adapter onto Bearing Holder, apply a bead of 598 RTV around the edge.



Gearcase / Motor Attach Bracket - 518 Gasket Eliminator



Gearcase / End Cover - 518 Gasket Eliminator



Oil Seal - 598 RTV



Apply Loctite 598 RTV to the outside diameter of the oil seal

Pipe Plug - 565 Sealant



Apply Loctite 565 Pipe Sealant to threads only.

